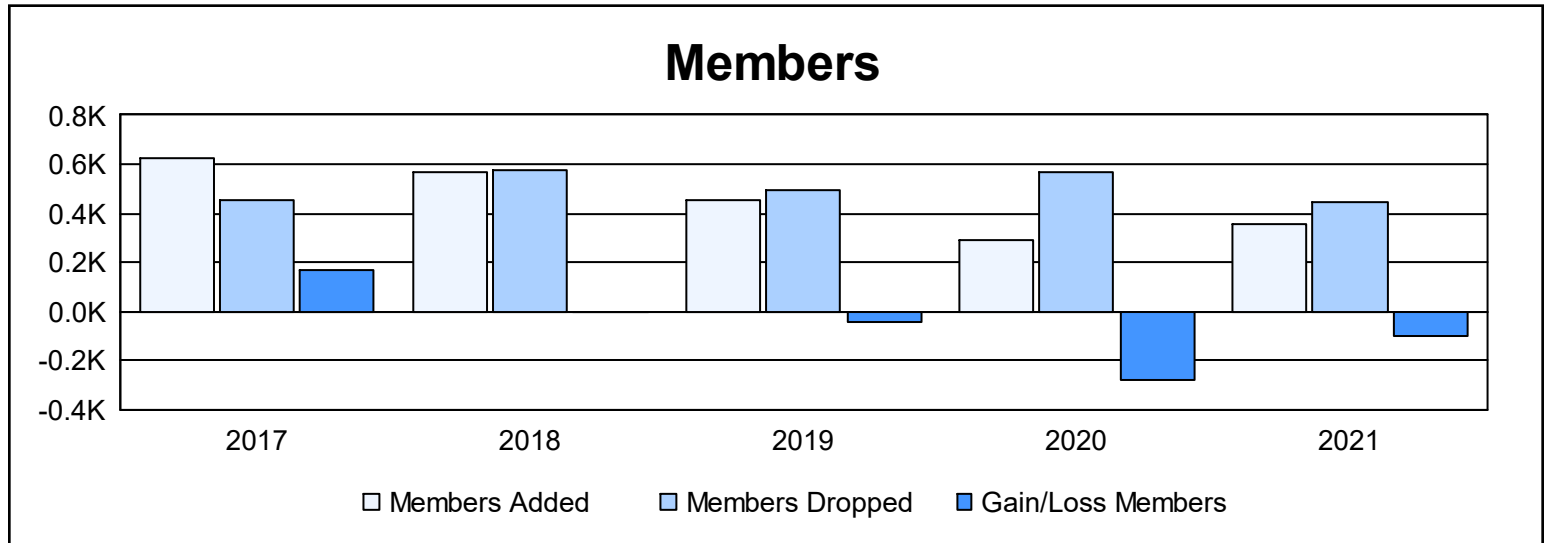
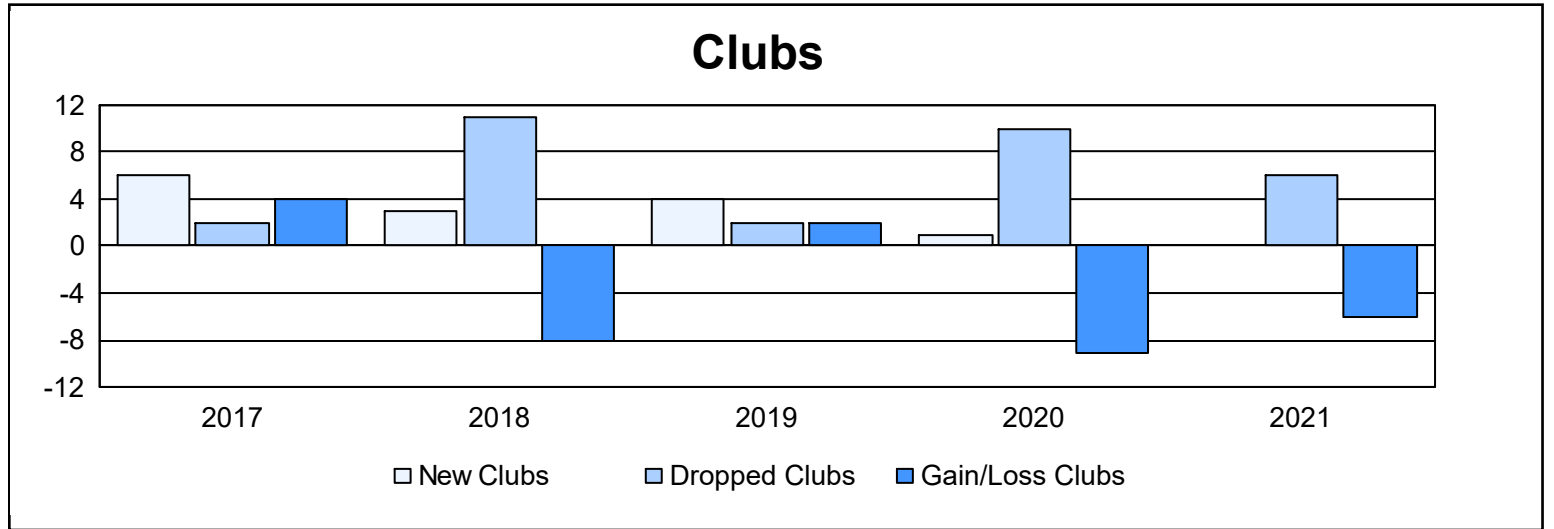
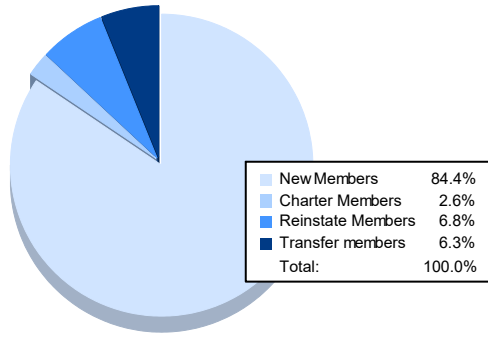


Year	New Clubs	Dropped Clubs	Gain/ Loss Clubs	New Members	Charter Members	Reinstate Members	Transfer Members	Total Member Added	Total Members Dropped	Gain/ Loss Members
2016-2017	6	2	4	428	162	8	26	624	452	172
2017-2018	3	11	-8	400	115	25	31	571	574	-3
2018-2019	4	2	2	307	110	11	22	450	497	-47
2019-2020	1	10	-9	213	33	19	23	288	565	-277
2020-2021	0	6	-6	297	9	24	22	352	449	-97
<b>Average</b>	<b>3</b>	<b>6</b>	<b>-3</b>	<b>329</b>	<b>86</b>	<b>17</b>	<b>25</b>	<b>457</b>	<b>507</b>	<b>-50</b>



### Membership Composition June 2021 Cumulative



### Gender Composition June 2021 Cumulative

